70-9003 INSTALLATION INSTRUCTIONS

2002-Up BMW / VOLKSWAGEN
2002-2006 MINI
2007-2008 MINI CONVERTIBLE

For all vehicles except MINI:
Using the long red wire included with the harness, connect the fuse tap (gold in color) to a 12 volt accessory source in your fuse box. Cut the other end to desired length and connect it to your aftermarket radio ONLY.
For MINI only:
Using the long red wire included with the harness, insert the silver end into pin sixteen of the harness. (See back). Cut the other end to desired length and connect it to your aftermarket radio ONLY.

1-800-221-0932 www.metraonline.com

© COPYRIGHT 2010
METRA ELECTRONICS CORPORATION

REV. 02/01/10 INST70-9003

70-9003 INSTALLATION INSTRUCTIONS

2002-Up BMW / VOLKSWAGEN
2002-2006 MINI
2007-2008 MINI CONVERTIBLE

For all vehicles except MINI:
Using the long red wire included with the harness, connect the fuse tap (gold in color) to a 12 volt accessory source in your fuse box. Cut the other end to desired length and connect it to your aftermarket radio ONLY.
For MINI only:
Using the long red wire included with the harness, insert the silver end into pin sixteen of the harness. (See back). Cut the other end to desired length and connect it to your aftermarket radio ONLY.

1-800-221-0932 www.metraonline.com

© COPYRIGHT 2010
METRA ELECTRONICS CORPORATION

REV. 02/01/10 INST70-9003

70-9003 INSTALLATION INSTRUCTIONS

2002-Up BMW / VOLKSWAGEN
2002-2006 MINI
2007-2008 MINI CONVERTIBLE

For all vehicles except MINI:
Using the long red wire included with the harness, connect the fuse tap (gold in color) to a 12 volt accessory source in your fuse box. Cut the other end to desired length and connect it to your aftermarket radio ONLY.
For MINI only:
Using the long red wire included with the harness, insert the silver end into pin sixteen of the harness. (See back). Cut the other end to desired length and connect it to your aftermarket radio ONLY.

1-800-221-0932 www.metraonline.com

© COPYRIGHT 2010
METRA ELECTRONICS CORPORATION

REV. 02/01/10 INST70-9003

70-9003 INSTALLATION INSTRUCTIONS

2002-Up BMW / VOLKSWAGEN
2002-2006 MINI
2007-2008 MINI CONVERTIBLE

For all vehicles except MINI:
Using the long red wire included with the harness, connect the fuse tap (gold in color) to a 12 volt accessory source in your fuse box. Cut the other end to desired length and connect it to your aftermarket radio ONLY.
For MINI only:
Using the long red wire included with the harness, insert the silver end into pin sixteen of the harness. (See back). Cut the other end to desired length and connect it to your aftermarket radio ONLY.

1-800-221-0932 www.metraonline.com

© COPYRIGHT 2010
METRA ELECTRONICS CORPORATION

REV. 02/01/10 INST70-9003

70-9003 INSTALLATION INSTRUCTIONS

2002-Up BMW / VOLKSWAGEN
2002-2006 MINI
2007-2008 MINI CONVERTIBLE

For all vehicles except MINI:
Using the long red wire included with the harness, connect the fuse tap (gold in color) to a 12 volt accessory source in your fuse box. Cut the other end to desired length and connect it to your aftermarket radio ONLY.
For MINI only:
Using the long red wire included with the harness, insert the silver end into pin sixteen of the harness. (See back). Cut the other end to desired length and connect it to your aftermarket radio ONLY.

1-800-221-0932 www.metraonline.com

© COPYRIGHT 2010
METRA ELECTRONICS CORPORATION

REV. 02/01/10 INST70-9003

70-9003 INSTALLATION INSTRUCTIONS

2002-Up BMW / VOLKSWAGEN
2002-2006 MINI
2007-2008 MINI CONVERTIBLE

For all vehicles except MINI:
Using the long red wire included with the harness, connect the fuse tap (gold in color) to a 12 volt accessory source in your fuse box. Cut the other end to desired length and connect it to your aftermarket radio ONLY.
For MINI only:
Using the long red wire included with the harness, insert the silver end into pin sixteen of the harness. (See back). Cut the other end to desired length and connect it to your aftermarket radio ONLY.

1-800-221-0932 www.metraonline.com

© COPYRIGHT 2010
METRA ELECTRONICS CORPORATION

REV. 02/01/10 INST70-9003

70-9003 INSTALLATION INSTRUCTIONS

2002-Up BMW / VOLKSWAGEN
2002-2006 MINI
2007-2008 MINI CONVERTIBLE

For all vehicles except MINI:
Using the long red wire included with the harness, connect the fuse tap (gold in color) to a 12 volt accessory source in your fuse box. Cut the other end to desired length and connect it to your aftermarket radio ONLY.
For MINI only:
Using the long red wire included with the harness, insert the silver end into pin sixteen of the harness. (See back). Cut the other end to desired length and connect it to your aftermarket radio ONLY.

1-800-221-0932 www.metraonline.com

© COPYRIGHT 2010
METRA ELECTRONICS CORPORATION

REV. 02/01/10 INST70-9003

70-9003 INSTALLATION INSTRUCTIONS

2002-Up BMW / VOLKSWAGEN
2002-2006 MINI
2007-2008 MINI CONVERTIBLE

For all vehicles except MINI:
Using the long red wire included with the harness, connect the fuse tap (gold in color) to a 12 volt accessory source in your fuse box. Cut the other end to desired length and connect it to your aftermarket radio ONLY.
For MINI only:
Using the long red wire included with the harness, insert the silver end into pin sixteen of the harness. (See back). Cut the other end to desired length and connect it to your aftermarket radio ONLY.

1-800-221-0932 www.metraonline.com

© COPYRIGHT 2010
METRA ELECTRONICS CORPORATION

REV. 02/01/10 INST70-9003

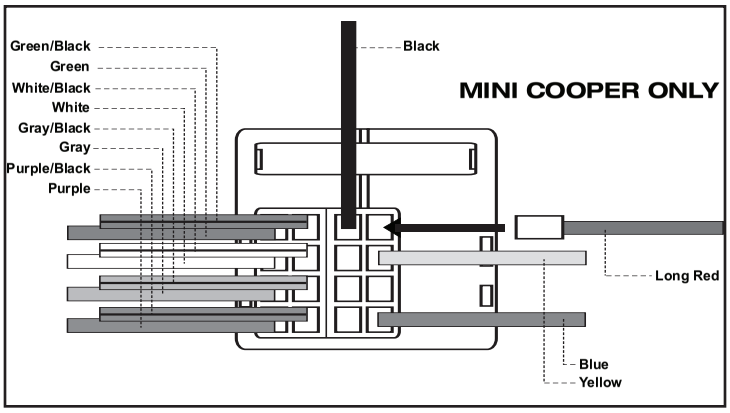
Green/Black
Green
White/Black
White
Gray/Black
Gray
Purple/Black
Purple
Black
MINI COOPER ONLY
Long Red
Blue
Yellow

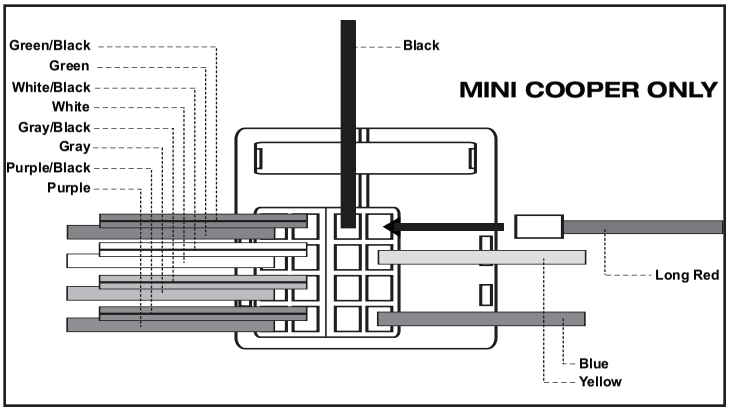
Green/Black
Green
White/Black
White
Gray/Black
Gray
Purple/Black
Purple
Black
MINI COOPER ONLY
Long Red
Blue
Yellow

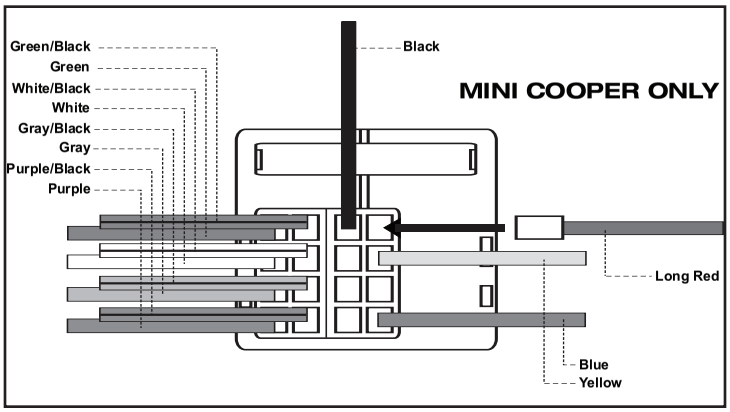
Green/Black
Green
White/Black
White
Gray/Black
Gray
Purple/Black
Purple
Black
MINI COOPER ONLY
Long Red
Blue
Yellow

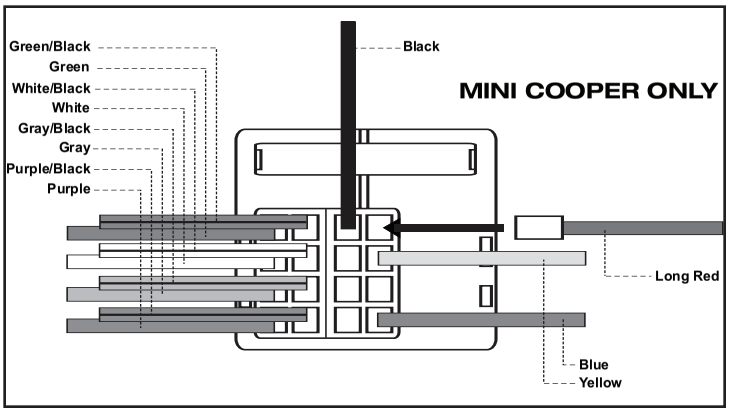
Green/Black
Green
White/Black
White
Gray/Black
Gray
Purple/Black
Purple
Black
MINI COOPER ONLY
Long Red
Blue
Yellow

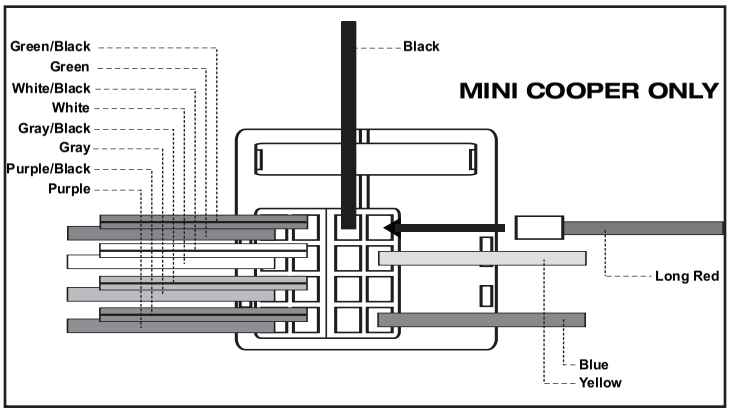
Green/Black
Green
White/Black
White
Gray/Black
Gray
Purple/Black
Purple
Black
MINI COOPER ONLY
Long Red
Blue
Yellow

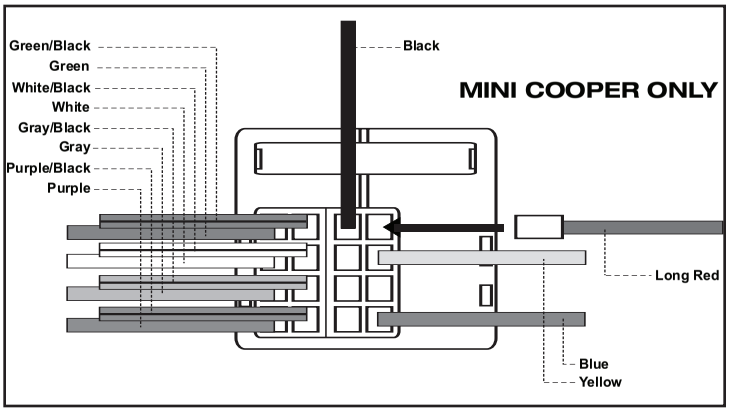
Green/Black
Green
White/Black
White
Gray/Black
Gray
Purple/Black
Purple
Black
MINI COOPER ONLY
Long Red
Blue
Yellow

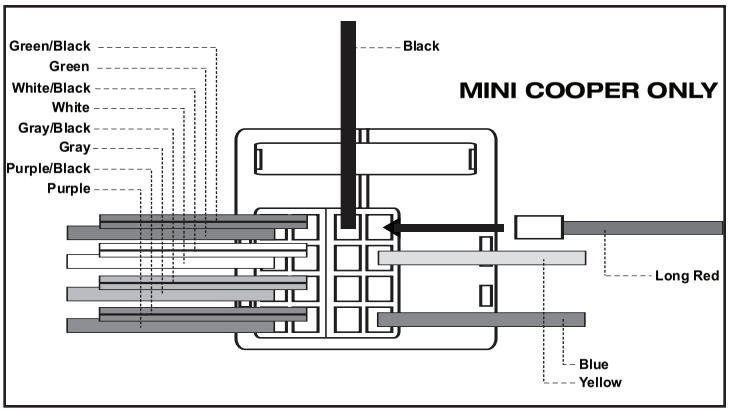
Green/Black
Green
White/Black
White
Gray/Black
Gray
Purple/Black
Purple
Black
MINI COOPER ONLY
Long Red
Blue
Yellow

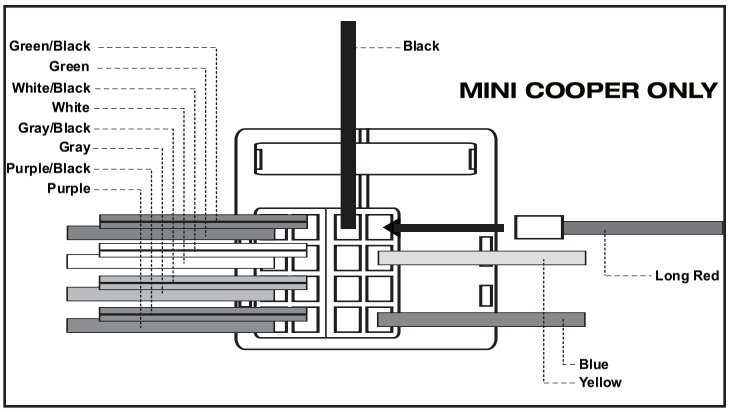
Green/Black
Green
White/Black
White
Gray/Black
Gray
Purple/Black
Purple
Black
MINI COOPER ONLY
Long Red
Blue
Yellow